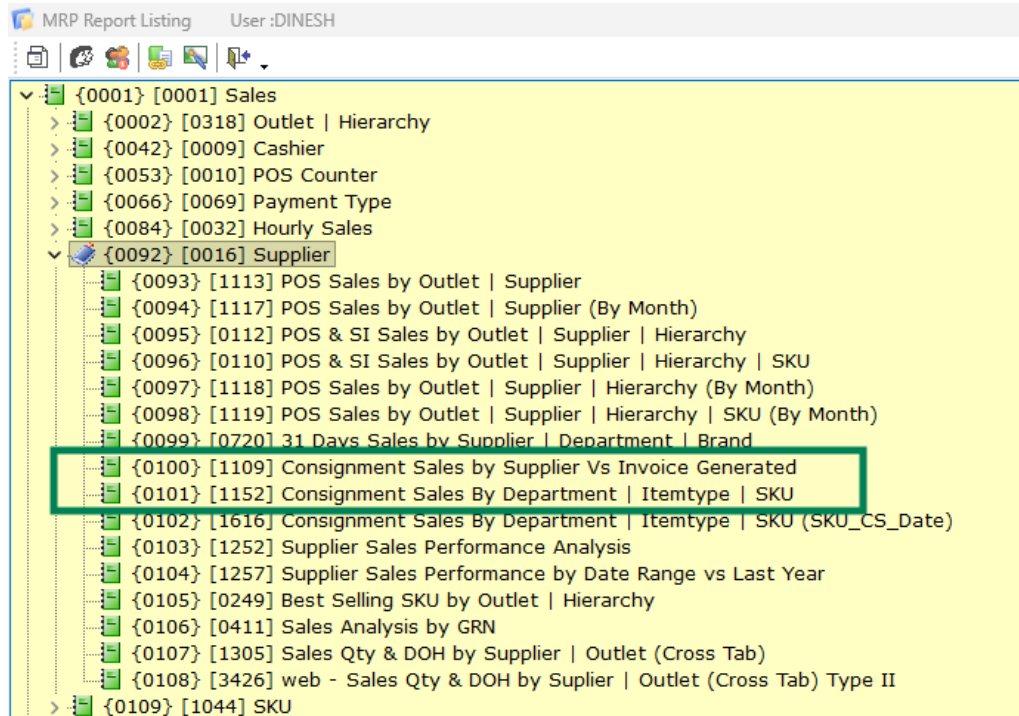


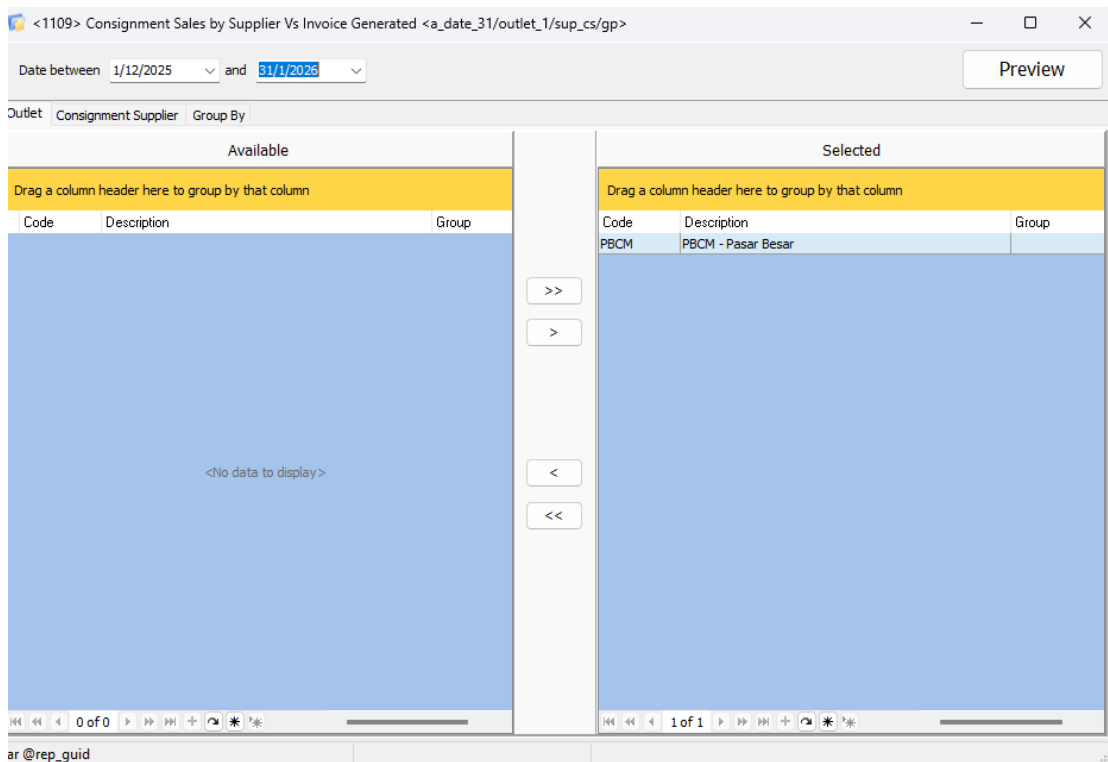
CONSIGNMENT SALES GENERATION – PANDA

Summarized Report

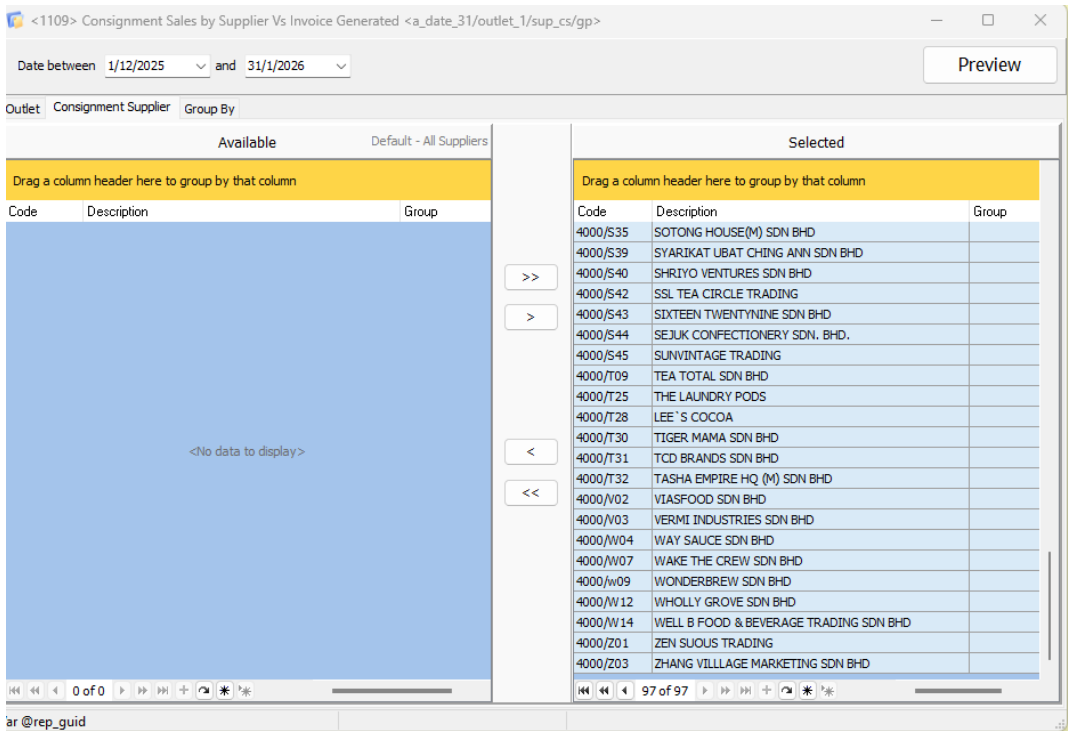
1. MRP -> [0001]Sales -> [1109] Consignment Sales by Supplier VS Invoice Generated



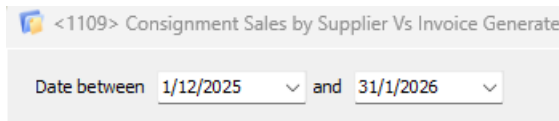
2. Pick Outlet



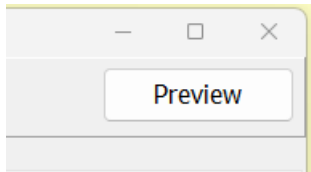
3. Pick suppliers



4. Adjust Date Range – Only 1 month at a time is allowed.



5. Click Preview



6. Report view is generated

Print Preview

Outline Thumbnails

Find Text Done

Find Text

4000/C14 - CITRA KE
4000/C25 - COTTAGE
4000/C26 - OLIVITA
4000/C27 - CULTURE
4000/C28 - CARLOS I
4000/D13 - DANAR SI
4000/D14 - DEEPWIO
4000/E16 - EC PRESP
4000/E19 - EARTHAJI
4000/E20 - EZZARIE
4000/E21 - ENADEY
4000/F28 - FROZEN I
4000/F29 - FOP MARI
4000/F30 - FOCOSE I
4000/G16 - GSG CEN
4000/H10 - HEL NETY
4000/J04 - JMAN MEL
4000/J09 - JRI GOLU
4000/J09 - J REMEDI
4000/K05 - KAZIE TR
4000/K06 - KETO SON
4000/L18 - LACUET P
4000/L20 - LEMBUGH
4000/M09 - MIVELUX
4000/M21 - MAMA GL
4000/M25 - MUM MUF
4000/M26 - MEZORU
4000/M29 - MESTER C
4000/M28 - NATURAL
4000/O05 - OKI THD
4000/O07 - OTHALE
4000/P04 - PASTELS
4000/P12 - PEPPER S
4000/R13 - REALTY G
4000/R17 - RR CORA
4000/S34 - SONGHBI
4000/S35 - SOTONG
4000/S40 - SHRIYO V
4000/S42 - SSL TEA C

Pasar Besar
1109 - Sales / Supplier / Consignment Sales by Supplier Vs Invoice Generated
[DINESH] disabled the report on 12/01/26 09:47:27
Page 2 of 2

No	Supplier	Sales Amt	Cost	Profit	CS Inv Amt	Diff	Commitment Inv Ratio	Top to AC
48	4000/S35 - SOTONG HOUSE(H) SDN BHD	2,095.20	1,257.12	838.08	0.00	1,257.12		
49	4000/S40 - SHRIYO VENTURES SDN BHD	194.70	136.29	58.41	0.00	136.29		
50	4000/S42 - SSL TEA CIRCLE TRADING	897.00	583.05	313.95	0.00	583.05		
51	4000/S44 - SEJUK CONFECTIONERY SDN. BHD.	486.00	315.90	170.10	0.00	315.90		
52	4000/S45 - SUNVINTAGE TRADING	1,994.30	1,096.98	897.32	0.00	1,096.98		
53	4000/T09 - TEA TOTAL SDN BHD	625.00	406.25	218.75	0.00	406.25		
54	4000/T30 - TIGER MAMA SDN BHD	3,276.00	2,293.20	982.80	0.00	2,293.20		
55	4000/T31 - TCD BRANDS SDN BHD	3,036.00	1,669.80	1,366.20	0.00	1,669.80		
56	4000/V02 - VIAPPOOD SDN BHD	220.00	154.00	66.00	0.00	154.00		
57	4000/V03 - VERMA INDUSTRIES SDN BHD	633.30	380.10	253.40	0.00	380.10		
58	4000/W04 - WAY SAUCE SDN BHD	3,895.00	2,804.40	1,090.60	0.00	2,804.40		
59	4000/W09 - WONDERBREW SDN BHD	632.10	442.47	189.63	0.00	442.47		
60	4000/W12 - WOLLY GROVE SDN BHD	172.00	111.80	60.20	0.00	111.80		
61	4000/W14 - WELL 8 FOOD & BEVERAGE TRADING SI	1,090.00	654.00	436.00	0.00	654.00		
62	4000/Z01 - ZEN SUDUS TRADING	4,891.00	3,179.15	1,711.85	0.00	3,179.15		
63	4000/Z03 - ZHANG VILLAGE MARKETING SDN BHD	10,873.40	7,067.71	3,805.69	0.00	7,067.71		

7. Click print at the top right corner and the dialog box will appear.

Print

Printer

Name: TOSHIBA PB Office Properties

Type: TOSHIBA PB Office

Where:

Page Range

☒ All

☐ Current Page

☐ Pages

Enter page numbers and/or page ranges separated by commas. For example, 1,3,5-12.

Copies

Number of copies: 1

☒ Collate

Print All pages in range

☒ Print to File

Type: PDF File

Where: C:\Users\PBIT\Documents\Report.pdf

☐ Open File

OK Cancel

8. Choose file type **PDF File** for PDF and **XLS Data File** for Excel format

☒ Print to File

Type: XLS Data File

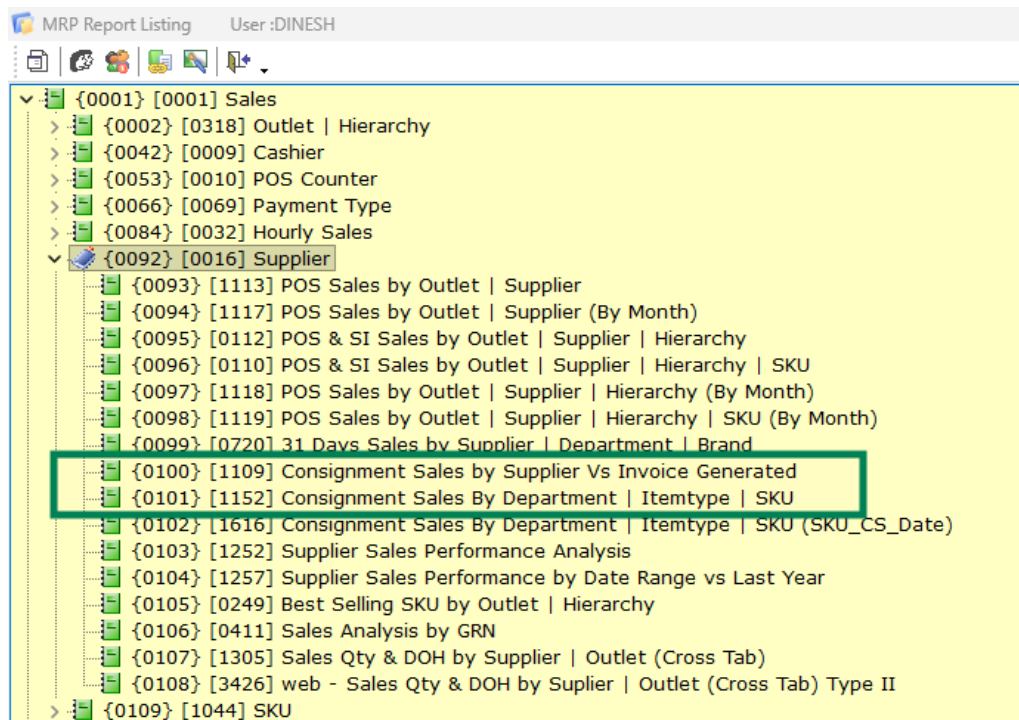
Where: C:\Users\PBIT\Documents\Report.xls

☒ Open File

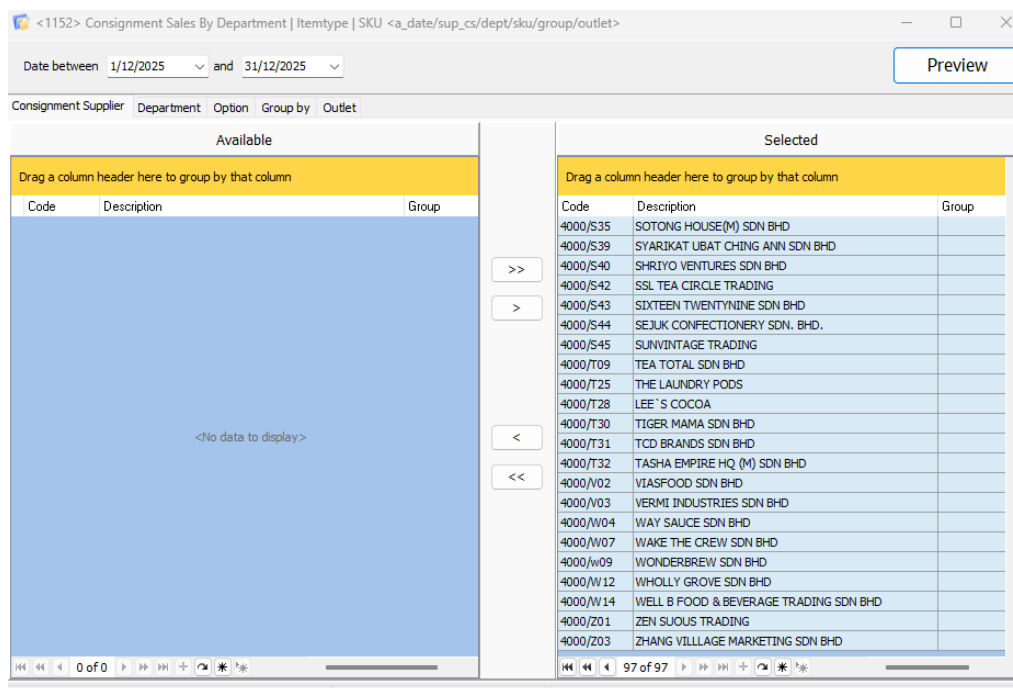
OK Cancel

Detailed Report

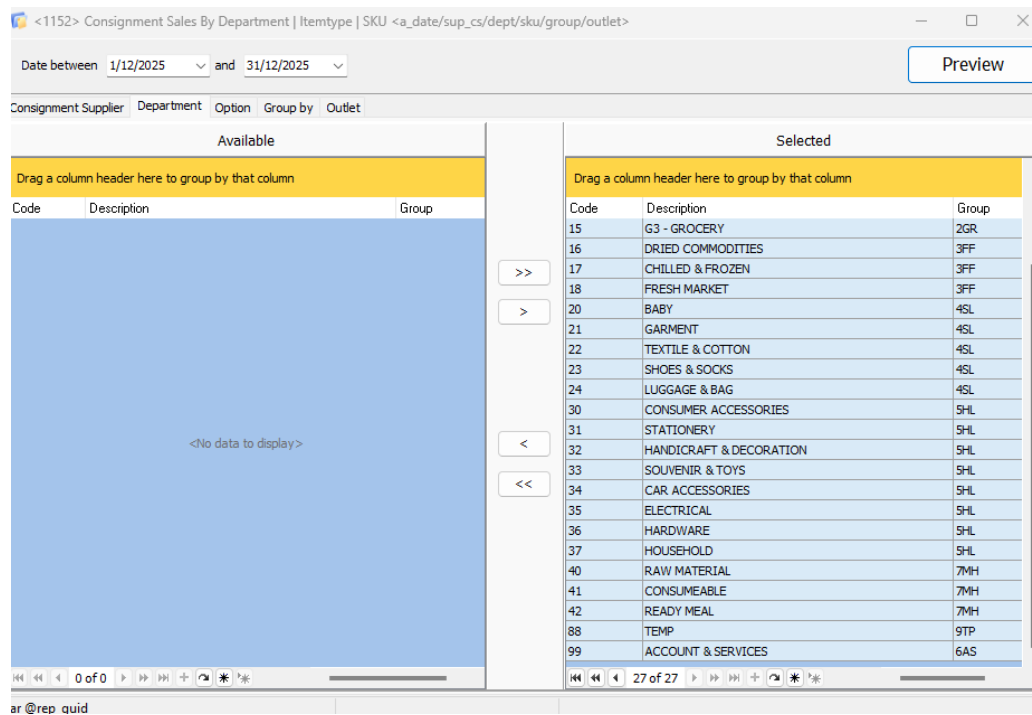
1. MRP -> [0001]Sales -> [1152] Consignment Sales by Department | Itemtype | SKU



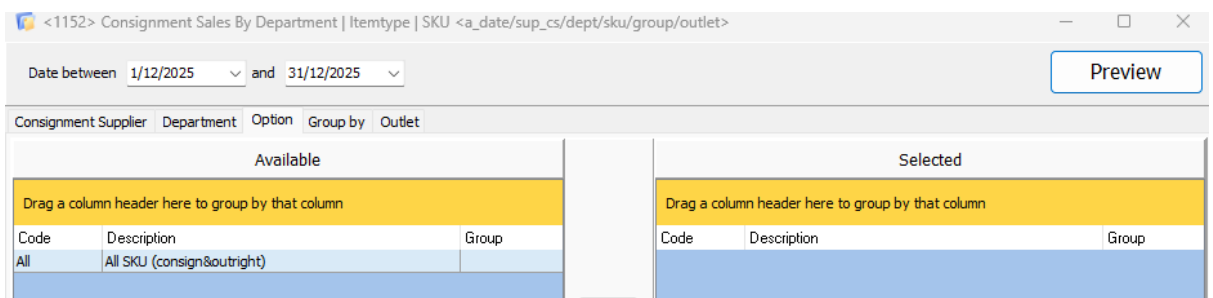
2. Choose supplier (Choose the suppliers one by one – each supplier need to have one report)



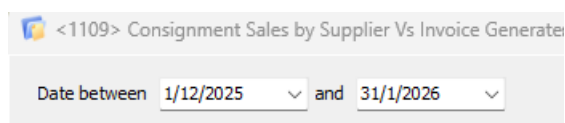
3. Choose Department (Choose all departments)



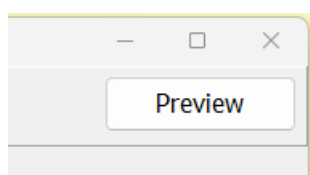
4. Do not pick All SKU since it will complicate the report and the results will come in wrong.



5. Choose Date – only 1 month range is allowed



6. Click Preview



7. Click print, dialog box will appear, choose appropriate file type and generate the file.

Print Preview

Outline Thumbnails

<FindText>

Find Text Done

Main

- ▼ PBCM
 - CS-NM 30%
 - ▼ 4000/A14
 - 01/12/25
 - 12
 - 24
 - ▼ 4000/A24
 - 01/12/25
 - 12
 - ▼ 4000/A28
 - 01/12/25
 - 11
 - 12
 - 37
 - ▼ 4000/A32
 - 01/12/25
 - 14
 - ▼ 4000/A33
 - 01/12/25
 - 17
 - ▼ 4000/B12
 - 01/12/25
 - 12
 - 13
 - ▼ 4000/B19
 - 01/12/25
 - 17
 - ▼ 4000/B22
 - 01/12/25
 - 14
 - 15

Pasar Besar

1152 - Sales / Supplier / Consignment Sales By Department | Itemtype | SKU(Group by Price and GP - Default) [DINESH] d

PBCM	Supplier	Date 01/12/25 - 31/12/25	Qty	Gross Price	Disc	Net Price Inc Tax	Total Inc Tax	Tax	Total Tax Collected	Net Pri Ext Tax
Dept 12	Type : CS-NM 30%		87				2,783.00		0.00	
1	101534	THE ASLI CO. KUIH SOAP SET Art: 51632	4	49.00		49.00	196.00	0.00	0.00	49
2	614998186143	THE ASLI CO. LAVENDER EYE PELLOW Art: 51625	60	32.00		32.00	1920.00	0.00	0.00	32
3	101704	THE ASLI CO. LAVENDER EYE PELLOW Art: 51625	23	29.00		29.00	667.00	0.00	0.00	29
Dept 24	Type : CS-NM 30%		3				90.00		0.00	
1	101643	THE ASLI CO. FOLDABLE TOTE BAG Art: 51646	3	30.00		30.00	90.00	0.00	0.00	30
Date : 01/12/25 - 31/12/25 Grand Total :										
Total	Quantity	Net Sales Include Tax	Total Tax Collected	Net Sales Exclude Tax	Net Cost	Profit	GP %	Net Sales-SR		
4000/A14	90	2,873.00	0.00	2,873.00	2,011.10	861.90	30.0	0.00		

Note : No Consignment Purchase Invoice has

Print

Printer

Name: TOSHIBA PB Office Properties

Type: TOSHIBA PB Office

Where:

Page Range

☒ All

☐ Current Page

☐ Pages

Enter page numbers and/or page ranges separated by commas. For example, 1,3,5-12.

Copies

Number of copies: 1

☒ Collate

Print All pages in range

☒ Print to File

Type: PDF File

Where: C:\Users\PBIT\Documents\Report.pdf

☐ Open File

OK Cancel